



2012



QBE

asbki

australian superbike championships

MOTUL

**Round 6 : Phillip Island GP Circuit : August 17 - 19****SUPERBIKE / PROSTOCK****Race 1**

Date: 19/08/12
 Event: R10
 Weather: Mostly cloudy - Temp: 10.7C
 Track: Dry - Temp: 10.4C

Started at: 12:35:06
 Laps: 12
 Starters: 25
 Printed at: 13:54

PROVISIONAL CLASSIFICATION

Pos	No	Gr	Name	Class	Machine	Laps	Race Time	Behind	Fastest Lap	On Lap	Top Speed
1	47	A	Wayne MAXWELL (NSW) / Team Honda Racing	SB	Honda CBR-RR	12	19:02.049		1:33.666	12	299
2	21	A	Joshua WATERS (VIC) / Team Suzuki	SB	Suzuki GSX-R	12	19:03.759	1.710	1:34.284	6	300
3	27	A	Jamie STAUFFER (NSW) / Team Honda Racing / Doric / AWS / Motologic	SB	Honda CBR-RR	12	19:10.326	8.277	1:34.761	3	296
4	1	A	Glenn ALLERTON (NSW) / Dynotech Maxima BMW Race Team / Akropovic / Zoom Recruitment	SB	BMW S RR	12	19:13.323	11.274	1:35.187	8	300
5	23	A	Scott CHARLTON (VIC)	SB	Suzuki GSX-R	12	19:13.457	11.408	1:34.753	9	303
6	12	A	Ben ATTARD (QLD) / Team Suzuki	SB	Suzuki GSX-R	12	19:13.629	11.580	1:34.820	12	302
7	7	A	Robert BUGDEN (QLD) / Team Volvo Group Suzuki	SB	Suzuki GSX-R	12	19:13.912	11.863	1:34.936	6	299
8	18	A	Ben HENRY (QLD) / Cube Racing / Australian Outdoor Living / Weld West	SB	Suzuki GSX-R	12	19:34.776	32.727	1:36.429	8	296
9	52	A	Nicholas WATERS (VIC) / GAS Honda Racing / ARAI / Kirk McCarthy Award	PS	Honda CBR-RR	12	19:35.723	33.674	1:36.523	2	291
10	38	A	Linden MAGEE (QLD) / Procon Maxima BMW / Motolife	PS	BMW S RR	12	19:37.234	35.185	1:37.002	12	294
11	24	A	Chas HERN (VIC) / Pope Building Serv. / High Octane M-cycles / chashernracing.com	PS	Suzuki GSX-R	12	19:37.368	35.319	1:37.050	12	290
12	54	B	Chris WACKER (QLD) / QBE Insurance / AIROH Helmets / Five Gloves	PS	BMW S RR	12	19:58.570	56.521	1:37.795	8	290
13	71	B	Phil LOVETT (NSW) / Lovett's Cessnock Earthmoving / Central Coast Harley Davidson / ARAI	PS	Kawasaki ZX10R	12	19:58.817	56.768	1:38.513	2	284
14	22	B	Nathan HOUTERMAN (QLD) / Porters Plainland Hotel / Averys Concrete Cutting / Madif	PS	Honda CBR-RR	12	19:58.938	56.889	1:38.499	8	281

Scott Laing
 Chief Time Keeper - Scott Laing

Tom Williams
 Clerk of Course - Tom Williams



Computime Race Timing Systems Pty Ltd © 1996-2008


Licensed to Computime Race Timing Systems

www.computime.com.au

COMPUTIME RACE TIMING SYSTEMS PTY LTD

9 Timber Lane, Glen Waverley, Vic 3150. Ph : 0418 17 13 17

E-mail : scott@computime.com.au





2012



QBE

asbkr
australian superbike championships

MOTUL

**Round 6 : Phillip Island GP Circuit : August 17 - 19****SUPERBIKE / PROSTOCK****Race 1**Date: 19/08/12
Event: R10
Weather: Mostly cloudy - Temp: 10.7C
Track: Dry - Temp: 10.4CStarted at: 12:35:06
Laps: 12
Starters: 25
Printed at: 13:54**PROVISIONAL CLASSIFICATION**

Pos	No	Gr	Name	Class	Machine	Laps	Race Time	Behind	Fastest Lap	On Lap	Top Speed
15	36	A	Murray CLARK (QLD) / Griffo's Haulage Morawbah / Wet4U Race Fairings / Teknik	PS	BMW S RR	12	19:59.313	57.264	1:38.940	2	288
16	5	A	Ben NICOLSON (VIC) / Ords Motorcycles Kawasaki Racing Ararat	PS	Kawasaki ZX10R	12	20:00.433	58.384	1:38.764	10	286
17	34	A	John PHELAN (VIC) / Mornington Kawasaki / Bargain Bike Gear / Maxima	SB	Kawasaki ZX10R	12	20:24.612	1:22.563	1:40.163	8	283
18	8		Alastair HOOGENBOEZEM (NZ) / Cube Racing / Australian Outdoor Living / Leda	SB	Suzuki GSX-R	12	20:28.385	1:26.336	1:40.626	8	278
19	88	B	Jesse WACKER (QLD) / QBE Insurance / AIROH Helmets / Five Gloves	PS	BMW S RR	12	20:46.466	1:44.417	1:41.383	2	281
20	17	D	Sophie LOVETT (NSW) / Central Coast Harley Davidson / Lovett's Earthmoving	PS	Kawasaki ZX10R	11	19:23.460	1 Lap	1:42.134	11	265
21	32	C	Ben HOOKE (VIC) / Hooke Pest Control	SB	Honda CBR-RR	11	19:24.077	1 Lap	1:42.820	11	271
22	41	B	Luke JOYCE / Race Lines	PS	Honda CBR 1000	11	19:25.224	1 Lap	1:42.237	11	273
DNF	64	C	Aaron MORRIS (NSW) / Maxima Kawasaki / Longwall Haul	PS	Kawasaki ZX10R	8	13:41.348	4 Laps	1:40.440	8	283
DNF	43	B	Bryce VAN HOOFF (VIC) / Mototrack Accessories / Powersports Kawasaki	PS	Kawasaki ZX10R	3	5:34.909	9 Laps	1:41.246	2	271
DNF	86	A	Beau BEATON (NSW) / Racers Edge Perform. / Suzuki Aust. / PTR / Verngraham Suzuki	SB	Suzuki GSX-R	2	4:55.892	10 Laps	1:37.372	2	294

Fastest Lap was 1:33.666 by Wayne MAXWELL (NSW)

Current race record for SBK class - 1:32.316 by Wayne MAXWELL (VIC) on a Honda CBR RR set on 17/10/09

Current race record for PS class - 1:36.024 by Chas HERN (VIC) on a Suzuki GSX-R set on 20/05/12

The results are provisional until the end of the time limit for protests and appeals.

Chief Time Keeper - Scott Laing

Clerk of Course - Tom Williams




Computime Race Timing Systems Pty Ltd © 1996-2008

Licensed to Computime Race Timing Systems

www.computime.com.au**COMPUTIME RACE TIMING SYSTEMS PTY LTD**

9 Timber Lane, Glen Waverley, Vic 3150. Ph : 0418 17 13 17

E-mail : scott@computime.com.au



2012



Round 6 : Phillip Island GP Circuit : August 17 - 19

SUPERBIKE / PROSTOCK

Race 1

Date: 19/08/12
 Event: R10
 Weather: Mostly cloudy - Temp: 10.7C
 Track: Dry - Temp: 10.4C


Started at: 12:35:06
 Laps: 12
 Starters: 25
 Printed at: 13:54

PROVISIONAL LAP TIMES

No	Name	Lap 1	Lap 2	Lap 3	Lap 4	Lap 5	Lap 6	Lap 7	Lap 8	Lap 9	Lap 10	Lap 11	Lap 12
1	Glenn ALLERTON (NSW)	1:42.366	1:35.333	1:35.393	1:36.413	1:35.682	1:35.393	1:35.682	1:35.187	1:35.267	1:35.580	1:35.662	1:35.365
5	Ben NICOLSON (VIC)	1:46.915	1:39.393	1:39.861	1:40.797	1:39.838	1:39.105	1:39.007	1:39.070	1:39.241	1:38.764	1:39.146	1:39.296
7	Robert BUGDEN (QLD)	1:42.381	1:36.126	1:35.076	1:35.962	1:35.261	1:34.936	1:35.268	1:35.649	1:35.728	1:36.465	1:36.099	1:34.961
8	Alastair HOOGENBOEZEM (NZ)	1:50.477	1:40.848	1:42.461	1:43.127	1:41.840	1:41.498	1:40.846	1:40.626	1:41.185	1:41.549	1:42.015	1:41.913
12	Ben ATTARD (QLD)	1:42.026	1:35.757	1:35.824	1:36.325	1:35.278	1:35.432	1:35.071	1:35.241	1:35.512	1:35.542	1:36.801	1:34.820
17	Sophie LOVETT (NSW)	1:54.590	1:45.324	1:46.285	1:47.982	1:46.352	1:45.198	1:44.767	1:44.246	1:43.525	1:43.057	1:42.134	
18	Ben HENRY (QLD)	1:45.816	1:37.336	1:36.791	1:37.787	1:37.392	1:37.212	1:36.867	1:36.429	1:36.609	1:37.666	1:37.691	1:37.180
21	Joshua WATERS (VIC)	1:42.078	1:34.303	1:34.291	1:34.570	1:34.503	1:34.284	1:35.173	1:34.735	1:34.768	1:35.047	1:35.021	1:34.986
22	Nathan HOUTERMAN (QLD)	1:47.450	1:39.662	1:40.306	1:40.209	1:39.522	1:39.048	1:38.854	1:38.499	1:38.698	1:38.853	1:38.914	1:38.923
23	Scott CHARLTON (VIC)	1:43.591	1:35.443	1:35.819	1:36.011	1:35.641	1:35.363	1:35.279	1:35.029	1:34.753	1:35.671	1:36.011	1:34.846
24	Chas HERN (VIC)	1:44.931	1:37.544	1:37.246	1:38.437	1:37.399	1:37.139	1:37.229	1:37.389	1:37.671	1:37.761	1:37.572	1:37.050
27	Jamie STAUFFER (NSW)	1:41.672	1:35.004	1:34.761	1:35.641	1:34.836	1:35.183	1:34.855	1:34.933	1:34.933	1:35.885	1:36.200	1:36.423
32	Ben HOOKE (VIC)	1:52.864	1:43.317	1:46.213	1:45.861	1:45.286	1:44.902	1:44.349	1:45.285	1:45.418	1:47.762	1:42.820	
34	John PHELAN (VIC)	1:49.676	1:41.331	1:42.985	1:43.481	1:41.558	1:40.377	1:40.992	1:40.163	1:40.821	1:41.098	1:41.591	1:40.539
36	Murray CLARK (QLD)	1:46.004	1:38.940	1:39.249	1:39.474	1:39.262	1:39.097	1:39.454	1:39.397	1:39.559	1:39.318	1:39.697	1:39.862
38	Linden MAGEE (QLD)	1:44.973	1:37.283	1:37.407	1:38.410	1:37.422	1:37.107	1:37.231	1:37.433	1:37.642	1:37.742	1:37.582	1:37.002
41	Luke JOYCE	1:54.632	1:45.792	1:45.994	1:47.739	1:46.625	1:45.042	1:45.164	1:44.067	1:44.533	1:43.399	1:42.237	
43	Bryce VAN HOOFF (VIC)	1:47.990	1:41.246	2:05.673									
47	Wayne MAXWELL (NSW)	1:42.758	1:34.979	1:34.261	1:34.720	1:33.830	1:33.776	1:34.973	1:34.737	1:34.879	1:34.889	1:34.581	1:33.666
52	Nicholas WATERS (VIC)	1:44.121	1:36.523	1:36.839	1:37.177	1:37.324	1:37.369	1:37.591	1:37.498	1:37.620	1:37.987	1:37.833	1:37.841
54	Chris WACKER (QLD)	1:49.891	1:40.229	1:38.474	1:39.003	1:38.629	1:38.792	1:39.125	1:37.795	1:38.613	1:39.254	1:38.702	1:40.063
64	Aaron MORRIS (NSW)	1:51.692	1:41.271	1:41.478	1:43.349	1:41.693	1:40.728	1:40.697	1:40.440				
71	Phil LOVETT (NSW)	1:46.683	1:38.513	1:38.735	1:39.463	1:39.380	1:39.241	1:39.580	1:39.494	1:39.466	1:39.810	1:39.336	1:39.116
86	Beau BEATON (NSW)	3:18.520	1:37.372										
88	Jesse WACKER (QLD)	1:52.114	1:41.383	1:42.168	1:42.705	1:41.968	1:41.739	1:43.146	1:42.525	1:44.937	1:44.733	1:43.571	1:45.477

The results are provisional until the end of the time limit for protests and appeals.


 Chief Time Keeper - Scott Laing


 Clerk of Course - Tom Williams



Computime Race Timing Systems Pty Ltd © 1996-2008


Licensed to Computime Race Timing Systems

www.computime.com.au

COMPUTIME RACE TIMING SYSTEMS PTY LTD

9 Timber Lane, Glen Waverley, Vic 3150. Ph : 0418 17 13 17

E-mail : scott@computime.com.au





2012



QBE

asbki
australian superbike championships

MOTUL

**Round 6 : Phillip Island GP Circuit : August 17 - 19****SUPERBIKE / PROSTOCK****Race 1**Date: 19/08/12
Event: R10
Weather: Mostly cloudy - Temp: 10.7C
Track: Dry - Temp: 10.4CStarted at: 12:35:06
Laps: 12
Starters: 25
Printed at: 13:54**PROVISIONAL SPLIT TIMES**

Lap	Split 1	Split 2	Split 3	Lap Time	Speed	Lap	Split 1	Split 2	Split 3	Lap Time	Speed
1 Glenn ALLERTON (NSW) (4th)						27 Jamie STAUFFER (NSW) (3rd)					
1	36.752	39.201	26.413	1:42.366	216	1	36.609	38.748	26.315	1:41.672	214
2	30.515	38.325	26.493	1:35.333	296	2	30.612	37.998	26.394	1:35.004	291
3	30.504	38.044	26.845	1:35.393	298	3	30.376	37.775	26.610	1:34.761	296
4	30.720	38.557	27.136	1:36.413	297	4	30.558	37.899	27.184	1:35.641	290
5	30.845	38.340	26.497	1:35.682	292	5	30.500	37.925	26.411	1:34.836	294
6	30.372	38.531	26.490	1:35.393	298	6	30.428	38.221	26.534	1:35.183	293
7	30.916	38.174	26.592	1:35.682	297	7	30.407	37.926	26.522	1:34.855	292
8	30.456	38.229	26.502	1:35.187	300	8	30.519	37.964	26.450	1:34.933	291
9	30.450	38.363	26.454	1:35.267	300	9	30.520	37.776	26.637	1:34.933	293
10	30.878	38.358	26.344	1:35.580	300	10	30.700	38.467	26.718	1:35.885	291
11	30.636	38.525	26.501	1:35.662	296	11	31.020	38.407	26.773	1:36.200	290
12	30.501	38.316	26.548	1:35.365	294	12	30.923	38.625	26.875	1:36.423	289
5 Ben NICOLSON (VIC) (16th)						32 Ben HOOKE (VIC) (21th)					
1	38.778	40.519	27.618	1:46.915	222	1	40.314	43.548	29.002	1:52.864	220
2	32.149	39.730	27.514	1:39.393	78	2	33.464	41.612	28.241	1:43.317	262
3	32.351	39.960	27.550	1:39.861	282	3	33.871	42.857	29.485	1:46.213	271
4	32.863	40.239	27.695	1:40.797	283	4	34.468	42.279	29.114	1:45.861	257
5	32.422	40.197	27.219	1:39.838	280	5	34.002	42.553	28.731	1:45.286	256
6	32.250	39.713	27.142	1:39.105	281	6	34.266	42.033	28.603	1:44.902	264
7	32.186	39.641	27.180	1:39.007	283	7	34.113	41.606	28.630	1:44.349	252
8	32.076	39.795	27.199	1:39.070	285	8	34.187	42.390	28.708	1:45.285	263
9	32.220	39.825	27.196	1:39.241	283	9	34.051	41.796	29.571	1:45.418	253
10	32.094	39.343	27.327	1:38.764	280	10	35.504	41.486	30.772	1:47.762	235
11	32.111	39.880	27.155	1:39.146	285	11	33.704	40.993	28.123	1:42.820	245
12	32.184	39.860	27.252	1:39.296	286						
7 Robert BUGDEN (QLD) (7th)						34 John PHELAN (VIC) (17th)					
1	36.619	39.502	26.260	1:42.381	219	1	40.321	41.519	27.836	1:49.676	213
2	30.688	39.075	26.363	1:36.126	294	2	33.005	40.727	27.599	1:41.331	281
3	30.674	37.893	26.509	1:35.076	296	3	33.023	41.416	28.546	1:42.985	280
4	30.574	38.387	27.001	1:35.962	299	4	33.278	41.904	28.299	1:43.481	267
5	30.599	38.096	26.566	1:35.261	295	5	32.849	41.113	27.596	1:41.558	269
6	30.645	37.951	26.340	1:34.936	296	6	32.580	40.308	27.489	1:40.377	283
7	30.635	38.294	26.339	1:35.268	296	7	32.669	40.520	27.803	1:40.992	280
8	30.818	38.391	26.440	1:35.649	297	8	32.523	40.054	27.586	1:40.163	279
9	30.827	38.246	26.655	1:35.728	295	9	32.741	40.184	27.896	1:40.821	278
10	30.947	39.102	26.416	1:36.465	296	10	32.835	40.459	27.804	1:41.098	278
11	30.701	39.085	26.313	1:36.099	298	11	33.049	40.736	27.806	1:41.591	278
12	30.573	38.215	26.173	1:34.961	294	12	32.799	40.073	27.667	1:40.539	281
8 Alastair HOOGENBOEZEM (NZ) (18th)						36 Murray CLARK (QLD) (15th)					
1	40.472	42.223	27.782	1:50.477	213	1	38.535	40.093	27.376	1:46.004	220
2	32.951	40.751	27.146	1:40.848	263	2	31.721	39.885	27.334	1:38.940	288
						3	32.128	39.791	27.330	1:39.249	283

Chief Time Keeper - Scott Laing

Clerk of Course - Tom Williams



Computime Race Timing Systems Pty Ltd © 1996-2008

Licensed to Computime Race Timing Systems

www.computime.com.au**COMPUTIME RACE TIMING SYSTEMS PTY LTD**

9 Timber Lane, Glen Waverley, Vic 3150. Ph : 0418 17 13 17

E-mail : scott@computime.com.au



2012



QBE

asbki
australian superbike championships

MOTUL

**Round 6 : Phillip Island GP Circuit : August 17 - 19****SUPERBIKE / PROSTOCK****Race 1**Date: 19/08/12
Event: R10
Weather: Mostly cloudy - Temp: 10.7C
Track: Dry - Temp: 10.4CStarted at: 12:35:06
Laps: 12
Starters: 25
Printed at: 13:54**PROVISIONAL SPLIT TIMES**

Lap	Split 1	Split 2	Split 3	Lap Time	Speed	Lap	Split 1	Split 2	Split 3	Lap Time	Speed
3	32.976	41.401	28.084	1:42.461	256	4	31.980	40.134	27.360	1:39.474	276
4	33.317	42.021	27.789	1:43.127	255	5	31.970	40.248	27.044	1:39.262	270
5	33.020	41.190	27.630	1:41.840	265	6	31.909	40.047	27.141	1:39.097	283
6	32.754	41.401	27.343	1:41.498	273	7	31.601	40.350	27.503	1:39.454	287
7	32.929	40.569	27.348	1:40.846	261	8	31.822	39.994	27.581	1:39.397	285
8	32.775	40.428	27.423	1:40.626	263	9	31.733	40.269	27.557	1:39.559	78
9	32.658	40.651	27.876	1:41.185	263	10	31.813	40.181	27.324	1:39.318	283
10	32.843	40.968	27.738	1:41.549	278	11	32.197	39.991	27.509	1:39.697	283
11	33.032	41.260	27.723	1:42.015	273	12	31.675	40.150	28.037	1:39.862	288
12	32.998	41.175	27.740	1:41.913	269						

12 Ben ATTARD (QLD) (6th)

1	36.299	39.332	26.395	1:42.026	218
2	30.668	38.455	26.634	1:35.757	293
3	30.614	38.321	26.889	1:35.824	297
4	30.713	38.329	27.283	1:36.325	289
5	30.560	38.387	26.331	1:35.278	296
6	30.452	38.546	26.434	1:35.432	298
7	30.392	38.165	26.514	1:35.071	301
8	30.586	38.283	26.372	1:35.241	299
9	30.594	38.344	26.574	1:35.512	300
10	30.615	38.403	26.524	1:35.542	301
11	30.860	39.242	26.699	1:36.801	298
12	30.423	38.015	26.382	1:34.820	302

38 Linden MAGEE (QLD) (10th)

1	37.722	40.127	27.124	1:44.973	222
2	31.568	38.975	26.740	1:37.283	290
3	31.430	39.036	26.941	1:37.407	291
4	31.491	39.838	27.081	1:38.410	287
5	31.334	39.268	26.820	1:37.422	294
6	31.198	39.168	26.741	1:37.107	293
7	31.397	38.926	26.908	1:37.231	294
8	31.267	39.207	26.959	1:37.433	293
9	31.464	39.169	27.009	1:37.642	293
10	31.537	39.174	27.031	1:37.742	292
11	31.461	39.261	26.860	1:37.582	290
12	31.394	38.884	26.724	1:37.002	291

17 Sophie LOVETT (NSW) (20th)

1	42.005	43.139	29.446	1:54.590	197
2	34.063	42.517	28.744	1:45.324	262
3	33.964	42.207	30.114	1:46.285	255
4	34.827	42.531	30.624	1:47.982	237
5	34.174	42.756	29.422	1:46.352	258
6	34.051	42.237	28.910	1:45.198	260
7	34.077	42.063	28.627	1:44.767	254
8	33.833	41.740	28.673	1:44.246	257
9	33.688	41.710	28.127	1:43.525	265
10	33.520	41.461	28.076	1:43.057	264
11	33.303	40.991	27.840	1:42.134	264

41 Luke JOYCE (22th)

1	41.489	43.399	29.744	1:54.632	209
2	34.385	42.522	28.885	1:45.792	260
3	33.804	42.012	30.178	1:45.994	267
4	34.754	42.597	30.388	1:47.739	255
5	34.574	42.452	29.599	1:46.625	247
6	33.939	42.320	28.783	1:45.042	265
7	34.096	42.090	28.978	1:45.164	254
8	33.528	41.828	28.711	1:44.067	265
9	33.850	42.189	28.494	1:44.533	260
10	33.376	41.754	28.269	1:43.399	273
11	33.398	40.871	27.968	1:42.237	268

43 Bryce VAN HOOFF (VIC) (DNF)

1	39.117	40.978	27.895	1:47.990	218
2	32.687	40.597	27.962	1:41.246	271
3	33.429	51.318	40.926	2:05.673	260

47 Wayne MAXWELL (NSW) (1st)

1	37.029	39.729	26.000	1:42.758	214
2	30.365	38.282	26.332	1:34.979	299

Chief Time Keeper - Scott Laing

Clerk of Course - Tom Williams



Computime Race Timing Systems Pty Ltd © 1996-2008

Licensed to Computime Race Timing Systems

www.computime.com.au**COMPUTIME RACE TIMING SYSTEMS PTY LTD**

9 Timber Lane, Glen Waverley, Vic 3150. Ph : 0418 17 13 17

E-mail : scott@computime.com.au



2012



QBE

asbki
australian superbike championships

MOTUL

**Round 6 : Phillip Island GP Circuit : August 17 - 19****SUPERBIKE / PROSTOCK****Race 1**Date: 19/08/12
Event: R10
Weather: Mostly cloudy - Temp: 10.7C
Track: Dry - Temp: 10.4CStarted at: 12:35:06
Laps: 12
Starters: 25
Printed at: 13:54**PROVISIONAL SPLIT TIMES**

Lap	Split 1	Split 2	Split 3	Lap Time	Speed	Lap	Split 1	Split 2	Split 3	Lap Time	Speed
7	31.314	38.719	26.834	1:36.867	288	3	30.278	37.635	26.348	1:34.261	294
8	31.113	38.480	26.836	1:36.429	289	4	30.372	37.611	26.737	1:34.720	294
9	31.206	38.666	26.737	1:36.609	290	5	30.208	37.580	26.042	1:33.830	293
10	31.391	39.240	27.035	1:37.666	286	6	30.062	37.583	26.131	1:33.776	296
11	31.439	39.136	27.116	1:37.691	286	7	30.343	38.242	26.388	1:34.973	296
12	31.356	38.841	26.983	1:37.180	286	8	30.580	37.951	26.206	1:34.737	283
						9	30.743	37.885	26.251	1:34.879	286
						10	30.461	38.270	26.158	1:34.889	295
21 Joshua WATERS (VIC) (2nd)						11	30.595	37.830	26.156	1:34.581	288
1	36.463	39.362	26.253	1:42.078	217	12	30.259	37.301	26.106	1:33.666	291
2	30.322	37.910	26.071	1:34.303	300						
3	30.336	37.710	26.245	1:34.291	298	52 Nicholas WATERS (VIC) (9th)					
4	30.373	37.636	26.561	1:34.570	297	1	37.198	40.167	26.756	1:44.121	212
5	30.374	37.905	26.224	1:34.503	297	2	31.108	38.614	26.801	1:36.523	290
6	30.366	37.708	26.210	1:34.284	297	3	31.087	38.768	26.984	1:36.839	291
7	30.479	38.191	26.503	1:35.173	296	4	31.313	38.822	27.042	1:37.177	287
8	30.539	37.843	26.353	1:34.735	293	5	31.245	38.978	27.101	1:37.324	289
9	30.639	37.858	26.271	1:34.768	297	6	31.319	38.914	27.136	1:37.369	288
10	30.508	38.218	26.321	1:35.047	298	7	31.459	39.033	27.099	1:37.591	285
11	30.841	38.055	26.125	1:35.021	297	8	31.440	39.007	27.051	1:37.498	284
12	30.521	38.126	26.339	1:34.986	298	9	31.365	39.081	27.174	1:37.620	286
22 Nathan HOUTERMAN (QLD) (14th)						10	31.307	39.721	26.959	1:37.987	286
1	39.195	40.724	27.531	1:47.450	218	11	31.572	39.268	26.993	1:37.833	277
2	32.252	39.965	27.445	1:39.662	275	12	31.486	39.140	27.215	1:37.841	289
3	32.562	40.029	27.715	1:40.306	276	54 Chris WACKER (QLD) (12th)					
4	32.476	40.173	27.560	1:40.209	273	1	40.756	41.591	27.544	1:49.891	220
5	32.115	39.974	27.433	1:39.522	273	2	32.760	40.355	27.114	1:40.229	280
6	32.030	39.801	27.217	1:39.048	276	3	31.863	39.120	27.491	1:38.474	290
7	31.961	39.721	27.172	1:38.854	277	4	31.978	40.053	26.972	1:39.003	267
8	31.969	39.266	27.264	1:38.499	281	5	31.891	39.548	27.190	1:38.629	282
9	31.909	39.471	27.318	1:38.698	273	6	32.023	39.602	27.167	1:38.792	283
10	32.052	39.570	27.231	1:38.853	273	7	32.343	39.488	27.294	1:39.125	275
11	31.896	39.788	27.230	1:38.914	273	8	31.632	39.159	27.004	1:37.795	281
12	31.685	39.677	27.561	1:38.923	279	9	31.737	39.709	27.167	1:38.613	281
23 Scott CHARLTON (VIC) (5th)						10	31.990	40.009	27.255	1:39.254	280
1	36.997	40.027	26.567	1:43.591	217	11	31.794	39.516	27.392	1:38.702	286
2	30.597	38.304	26.542	1:35.443	303	12	32.288	39.756	28.019	1:40.063	281
3	30.787	38.406	26.626	1:35.819	302	64 Aaron MORRIS (NSW) (DNF)					
4	30.954	38.227	26.830	1:36.011	300	1	40.850	42.645	28.197	1:51.692	206
5	30.860	38.312	26.469	1:35.641	298	2	33.008	40.542	27.721	1:41.271	280
6	30.699	38.262	26.402	1:35.363	301	3	32.693	40.621	28.164	1:41.478	283
7	30.640	38.183	26.456	1:35.279	298	4	33.211	41.913	28.225	1:43.349	268
8	30.589	38.025	26.415	1:35.029	300	5	32.906	40.921	27.866	1:41.693	271
9	30.537	37.974	26.242	1:34.753	302						

Chief Time Keeper - Scott Laing

Clerk of Course - Tom Williams



Computime Race Timing Systems Pty Ltd © 1996-2008

Licensed to Computime Race Timing Systems

www.computime.com.au**COMPUTIME RACE TIMING SYSTEMS PTY LTD**

9 Timber Lane, Glen Waverley, Vic 3150. Ph : 0418 17 13 17

E-mail : scott@computime.com.au



2012



Round 6 : Phillip Island GP Circuit : August 17 - 19

SUPERBIKE / PROSTOCK

Race 1

Date: 19/08/12
 Event: R10
 Weather: Mostly cloudy - Temp: 10.7C
 Track: Dry - Temp: 10.4C

Started at: 12:35:06
 Laps: 12
 Starters: 25
 Printed at: 13:54

PROVISIONAL SPLIT TIMES

Lap	Split 1	Split 2	Split 3	Lap Time	Speed	Lap	Split 1	Split 2	Split 3	Lap Time	Speed
10	30.564	38.640	26.467	1:35.671	298	6	32.453	40.501	27.774	1:40.728	281
11	30.524	38.953	26.534	1:36.011	300	7	32.737	40.089	27.871	1:40.697	276
12	30.439	38.048	26.359	1:34.846	299	8	32.516	40.194	27.730	1:40.440	274

24 Chas HERN (VIC) (11th)

1	38.029	40.113	26.789	1:44.931	220
2	31.735	39.284	26.525	1:37.544	288
3	31.428	39.038	26.780	1:37.246	289
4	31.808	39.619	27.010	1:38.437	288
5	31.451	39.263	26.685	1:37.399	283
6	31.329	39.153	26.657	1:37.139	280
7	31.443	39.258	26.528	1:37.229	278
8	31.258	39.296	26.835	1:37.389	290
9	31.464	39.286	26.921	1:37.671	286
10	31.531	39.258	26.972	1:37.761	289
11	31.462	39.275	26.835	1:37.572	290
12	31.471	38.916	26.663	1:37.050	286

71 Phil LOVETT (NSW) (13th)

1	39.316	40.009	27.358	1:46.683	205
2	31.699	39.566	27.248	1:38.513	281
3	31.629	39.534	27.572	1:38.735	284
4	32.057	39.814	27.592	1:39.463	280
5	31.885	40.120	27.375	1:39.380	278
6	31.899	39.738	27.604	1:39.241	279
7	31.959	40.220	27.401	1:39.580	277
8	31.944	39.896	27.654	1:39.494	280
9	31.864	40.130	27.472	1:39.466	275
10	32.140	40.169	27.501	1:39.810	274
11	31.978	39.880	27.478	1:39.336	278
12	31.777	39.787	27.552	1:39.116	282

86 Beau BEATON (NSW) (DNF)


1	37.283	38.987	26.476	1:42.746	221
2	30.853	38.410	26.511	1:35.774	294
3	31.019	39.463	26.890	1:37.372	293

88 Jesse WACKER (QLD) (19th)

1	41.632	42.261	28.221	1:52.114	203
2	33.151	40.437	27.795	1:41.383	273
3	32.847	40.537	28.784	1:42.168	281
4	33.769	41.132	27.804	1:42.705	257
5	33.372	40.612	27.984	1:41.968	273
6	33.034	40.580	28.125	1:41.739	269
7	33.359	41.373	28.414	1:43.146	274
8	33.325	40.910	28.290	1:42.525	271
9	34.071	42.015	28.851	1:44.937	269
10	34.109	41.666	28.958	1:44.733	266
11	33.891	41.465	28.215	1:43.571	261
12	33.967	42.043	29.467	1:45.477	260

The results are provisional until the end of the time limit for protests and appeals.


 Chief Time Keeper - Scott Laing


 Clerk of Course - Tom Williams



Computime Race Timing Systems Pty Ltd © 1996-2008


Licensed to Computime Race Timing Systems

www.computime.com.au

COMPUTIME RACE TIMING SYSTEMS PTY LTD

9 Timber Lane, Glen Waverley, Vic 3150. Ph : 0418 17 13 17

E-mail : scott@computime.com.au





2012



Round 6 : Phillip Island GP Circuit : August 17 - 19

SUPERBIKE / PROSTOCK

Race 1

Date: 19/08/12
Event: R10
Weather: Mostly cloudy - Temp: 10.7C
Track: Dry - Temp: 10.4C

Started at: 12:35:06
Laps: 12
Starters: 25
Printed at: 13:54

PROVISIONAL FASTEST LAPS SEQUENCE

Lap	Race Pos	No	Name	Machine	Fastest Lap	On Lap
1	1	27	Jamie STAUFFER (NSW)	Honda CBR-RR	1:41.672	1
2	1	21	Joshua WATERS (VIC)	Suzuki GSX-R	1:34.303	2
3	1	21	Joshua WATERS (VIC)	Suzuki GSX-R	1:34.291	3
3	3	47	Wayne MAXWELL (NSW)	Honda CBR-RR	1:34.261	3
5	2	47	Wayne MAXWELL (NSW)	Honda CBR-RR	1:33.830	5
6	2	47	Wayne MAXWELL (NSW)	Honda CBR-RR	1:33.776	6
12	1	47	Wayne MAXWELL (NSW)	Honda CBR-RR	1:33.666	12

The results are provisional until the end of the time limit for protests and appeals.

Chief Time Keeper - Scott Laing

Clerk of Course - Tom Williams



Computime Race Timing Systems Pty Ltd © 1996-2008


Licensed to Computime Race Timing Systems

www.computime.com.au

COMPUTIME RACE TIMING SYSTEMS PTY LTD

9 Timber Lane, Glen Waverley, Vic 3150. Ph : 0418 17 13 17

E-mail : scott@computime.com.au





2012



Round 6 : Phillip Island GP Circuit : August 17 - 19

SUPERBIKE / PROSTOCK

Race 1

Date: 19/08/12
 Event: R10
 Weather: Mostly cloudy - Temp: 10.7C
 Track: Dry - Temp: 10.4C

Started at: 12:35:06
 Laps: 12
 Starters: 25
 Printed at: 13:54

PROVISIONAL LAP SHEET

Lap 1		Lap 2		Lap 3		Lap 4		Lap 5		Lap 6		Lap 7		Lap 8	
1:41.672	27	3:16.381	21	4:50.672	21	6:25.242	21	7:59.745	21	9:34.029	21	11:09.202	21	12:43.937	21
-.354	12	-.295	27	-.765	27	-1.476	47	-.803	47	-.295	47	-.095	47	-.097	47
-.406	21	-1.318	1	-1.326	47	-1.836	27	-2.169	27	-3.068	27	-2.750	27	-2.948	27
-.694	1	-1.356	47	-2.420	1	-4.263	1	-5.061	7	-5.713	7	-5.808	7	-6.722	7
-.709	7	-1.402	12	-2.911	7	-4.303	7	-5.442	1	-6.551	1	-6.511	12	-7.017	12
-1.086	47	-2.126	7	-2.935	12	-4.690	12	-5.465	12	-6.613	12	-7.060	1	-7.512	1
-1.919	23	1 lap	86	-4.181	23	-5.622	23	-6.760	23	-7.839	23	-7.945	23	-8.239	23
-2.449	52	-2.653	23	1 lap	86	-9.418	52	-12.239	52	-15.324	52	-17.742	52	-20.505	52
-3.259	24	-4.263	52	-6.811	52	-12.488	18	-15.377	18	-18.305	18	-19.999	18	-21.693	18
-3.301	38	-5.875	38	-8.991	38	-12.831	38	-15.750	38	-18.573	38	-20.631	38	-23.329	38
-4.144	18	-6.094	24	-9.049	24	-12.916	24	-15.812	24	-18.667	24	-20.723	24	-23.377	24
-4.332	36	-6.771	18	-9.271	18	-18.152	71	-23.029	71	-27.986	71	-32.278	36	-36.940	36
-5.011	71	-8.563	36	-13.259	71	-18.425	36	-23.184	36	-27.997	36	-32.393	71	-37.152	71
-5.243	5	-8.815	71	-13.521	36	-21.724	5	-26.481	54	-30.989	54	-34.941	54	-38.001	54
-5.778	22	-9.927	5	-15.497	5	-22.355	54	-27.059	5	-31.880	5	-35.714	5	-39.613	22
-6.318	43	-10.731	22	-16.746	22	-22.385	22	-27.404	22	-32.168	22	-35.849	22	-40.049	5
-8.004	34	-12.855	43	-17.922	54	-31.671	8	-39.008	8	-45.379	34	-51.198	34	-56.626	34
-8.219	54	-13.739	54	-23.114	8	-32.231	34	-39.286	34	-46.182	64	-51.706	64	-57.411	64
-8.805	8	-14.626	34	-23.320	34	-32.548	64	-39.738	64	-46.222	8	-51.895	8	-57.786	8
-10.020	64	-14.944	8	-23.769	64	-33.128	88	-40.593	88	-48.048	88	-56.021	88	-1:03.811	88
-10.442	88	-16.582	64	-24.993	88	-43.013	32	-53.796	32	-1:04.414	32	-1:13.590	32	-1:24.140	32
-11.192	32	-17.116	88	-31.722	32	-48.915	41	-1:00.788	17	-1:11.702	17	-1:21.296	17	-1:30.807	17
-12.918	17	-19.800	32	-35.527	17	-48.939	17	-1:01.037	41	-1:11.795	41	-1:21.786	41	-1:31.118	41
-12.960	41	-23.533	17	-35.746	41										
		-24.043	41	-44.237	43										

Scott Laing
 Chief Time Keeper - Scott Laing

Tom Williams
 Clerk of Course - Tom Williams



Computime Race Timing Systems Pty Ltd © 1996-2008


Licensed to Computime Race Timing Systems

www.computime.com.au

COMPUTIME RACE TIMING SYSTEMS PTY LTD

9 Timber Lane, Glen Waverley, Vic 3150. Ph : 0418 17 13 17

E-mail : scott@computime.com.au





2012



Round 6 : Phillip Island GP Circuit : August 17 - 19

SUPERBIKE / PROSTOCK

Race 1

Date: 19/08/12
Event: R10
Weather: Mostly cloudy - Temp: 10.7C
Track: Dry - Temp: 10.4C

Started at: 12:35:06
Laps: 12
Starters: 25
Printed at: 13:54

PROVISIONAL LAP SHEET

Lap 9		Lap 10		Lap 11		Lap 12	
14:18.705	21	15:53.752	21	17:28.383	47	19:02.049	47
-208	47	-.050	47	-.390	21	-1.710	21
-3.113	27	-3.951	27	-5.520	27	-8.277	27
-7.682	7	1 lap	17	-9.575	1	-11.274	1
-7.761	12	1 lap	41	-10.228	23	-11.408	23
-8.011	1	-8.256	12	-10.426	12	-11.580	12
-8.224	23	-8.544	1	-10.568	7	-11.863	7
-23.357	52	-8.848	23	1 lap	32	1 lap	17
-23.534	18	-9.100	7	1 lap	17	1 lap	32
-26.203	38	-26.153	18	1 lap	41	1 lap	41
-26.280	24	-26.297	52	-29.213	18	-32.727	18
-41.731	36	-28.898	38	-29.499	52	-33.674	52
-41.846	54	-28.994	24	-31.849	38	-35.185	38
-41.850	71	-46.002	36	-31.935	24	-35.319	24
-43.543	22	-46.053	54	-50.124	54	-56.521	54
-44.522	5	-46.613	71	-51.068	36	-56.768	71
-1:02.679	34	-47.349	22	-51.318	71	-56.889	22
-1:04.203	8	-48.239	5	-51.632	22	-57.264	36
-1:13.980	88	-1:08.730	34	-52.754	5	-58.384	5
-1:34.790	32	-1:10.705	8	-1:15.690	34	-1:22.563	34
		-1:23.666	88	-1:18.089	8	-1:26.336	8
				-1:32.606	88	-1:44.417	88

The results are provisional until the end of the time limit for protests and appeals.

Chief Time Keeper - Scott Laing

Clerk of Course - Tom Williams



Computime Race Timing Systems Pty Ltd © 1996-2008


Licensed to Computime Race Timing Systems

www.computime.com.au

COMPUTIME RACE TIMING SYSTEMS PTY LTD

9 Timber Lane, Glen Waverley, Vic 3150. Ph : 0418 17 13 17

E-mail : scott@computime.com.au





2012



QBE

asbkr
australian superbike championships



Round 6 : Phillip Island GP Circuit : August 17 - 19

SUPERBIKE / PROSTOCK

Race 1

Date: 19/08/12
Event: R10
Weather: Mostly cloudy - Temp: 10.7C
Track: Dry - Temp: 10.4C

Started at: 12:35:06
Laps: 12
Starters: 25
Printed at: 13:54

PROVISIONAL LAP CHART

Grid	1	2	3	4	5	6	7	8	9	10	11	12
47	27	21	21	21	21	21	21	21	21	21	47	47
12	12	27	27	47	47	47	47	47	47	47	21	21
27	21	1	47	27	27	27	27	27	27	27	27	27
21	1	47	1	1	7	7	7	7	7	12	1	1
1	7	12	7	7	1	1	12	12	12	1	23	23
7	47	7	12	12	12	12	1	1	1	23	12	12
86	23	23	23	23	23	23	23	23	23	7	7	7
23	52	52	52	52	52	52	52	52	52	18	18	18
52	24	38	38	18	18	18	18	18	18	52	52	52
18	38	24	24	38	38	38	38	38	38	38	38	38
38	18	18	18	24	24	24	24	24	24	24	24	24
24	36	36	71	71	71	71	36	36	36	36	54	54
43	71	71	36	36	36	36	71	71	54	54	36	71
5	5	5	5	5	54	54	54	54	71	71	71	22
32	22	22	22	54	5	5	5	22	22	22	22	36
36	43	43	54	22	22	22	22	5	5	5	5	5
22	34	54	8	8	8	34	34	34	34	34	34	34
54	54	34	34	34	34	64	64	64	8	8	8	8
71	8	8	64	64	64	8	8	8	88	88	88	88
34	64	64	88	88	88	88	88	88	32	32	17	
88	88	88	32	32	32	32	32	32	17	17	32	
41	32	32	17	41	17	17	17	17	41	41	41	
17	17	17	41	17	41	41	41	41				
8	41	41	43									
64	86	86										

The results are provisional until the end of the time limit for protests and appeals.

Chief Time Keeper - Scott Laing

Clerk of Course - Tom Williams



Computime Race Timing Systems Pty Ltd © 1996-2008

Licensed to Computime Race Timing Systems

www.computime.com.au

COMPUTIME RACE TIMING SYSTEMS PTY LTD

9 Timber Lane, Glen Waverley, Vic 3150. Ph : 0418 17 13 17

E-mail : scott@computime.com.au

